



ArrowCreek Real Estate

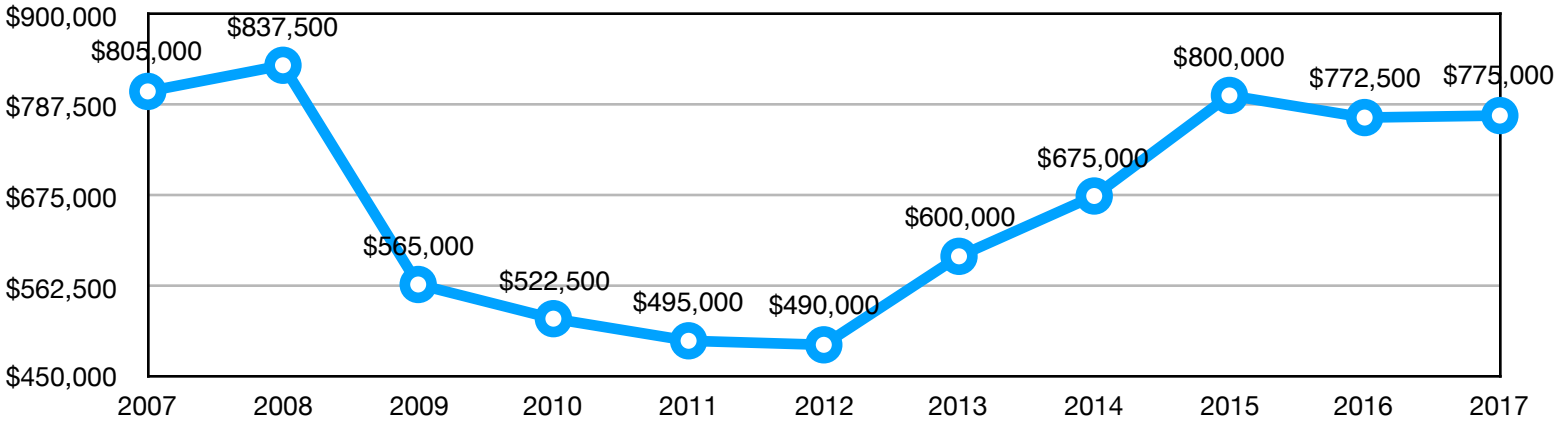
Market Performance Year Ended
12/31/2017

NUMBER of Homes Sold	69
PRICE RANGE of Homes Sold	\$538,000 - \$1,950,000
AVERAGE Sold Price	\$925,594
AVERAGE \$ Per/Sq.Ft.	\$245.21
MEDIAN Sold Price	\$775,000
MEDIAN \$ Per/Sq.Ft.	\$242.41
AVERAGE List/Sale Ratio	95%
TOTAL \$ Volume Sold	\$63,866,037

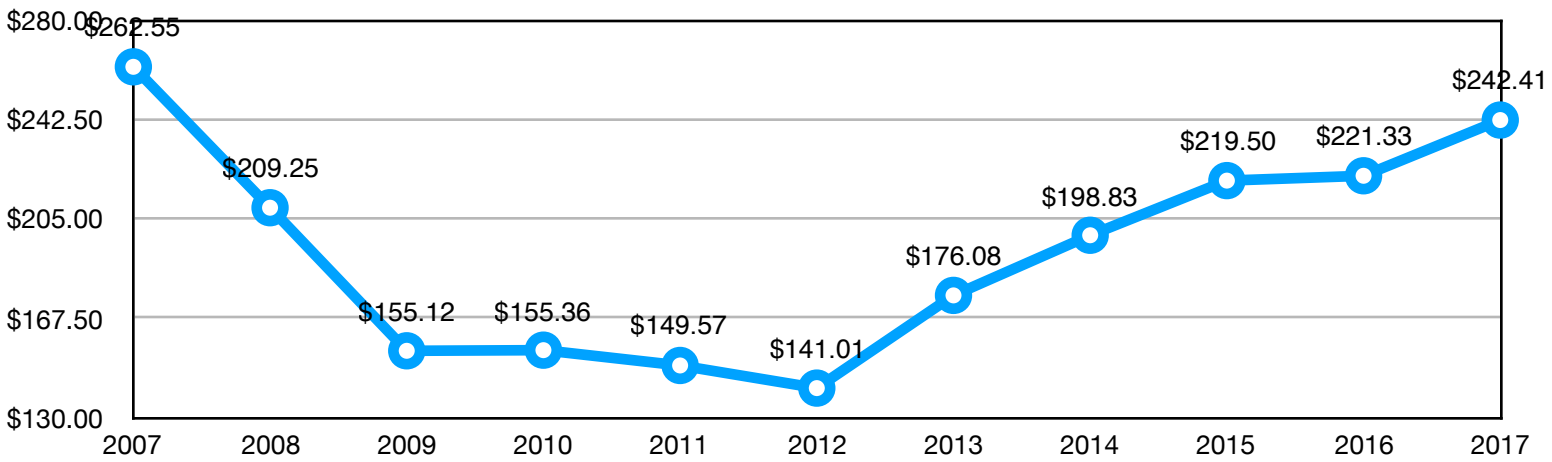
2017 was a good year for home sales in ArrowCreek. Home prices continued to climb to some of the best levels in 10 years and other indicators are showing a healthy and strong market. New construction is on the rise which indicates that resale home prices have reached a level where homebuyers are finding the cost to build a reasonable alternative to purchasing an existing home.

As discussed in an earlier market letter, most of the lower priced inventory has been turned over which has resulted in reduced inventory and rising home prices. Currently, there are only 12 resale homes on the market in ArrowCreek, this is a very different story than three years ago when there were some 40 homes available.

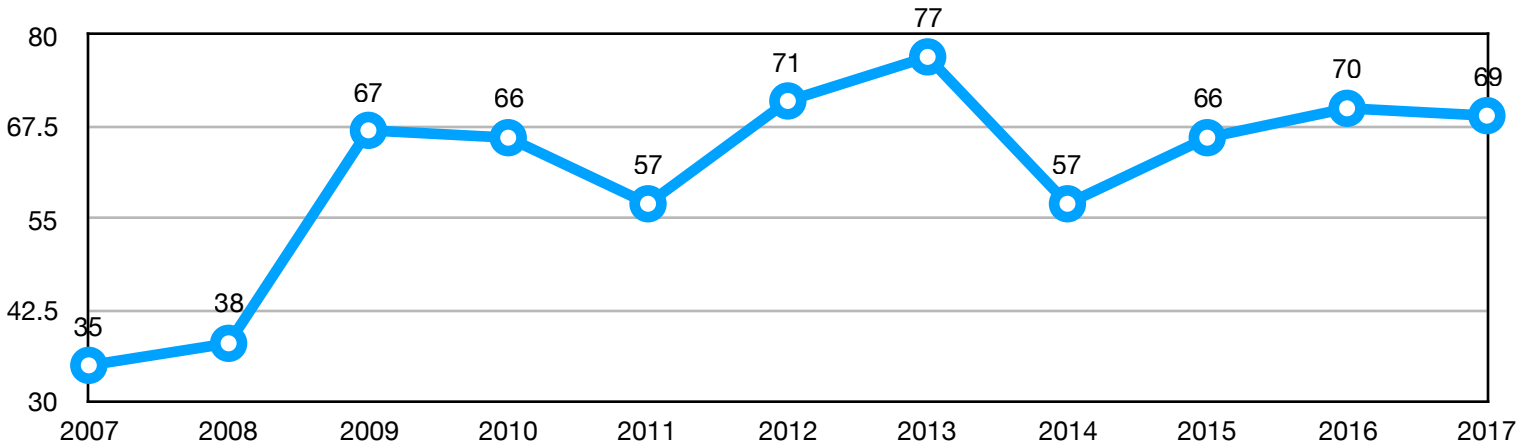
○ ArrowCreek - Median Sold Price



○ ArrowCreek - Median Price Per/Sq.Ft.



○ ArrowCreek - Annual Home Sales



For More Information Contact
 Peter Rice or Trish Thiele
 RE/MAX Realty Affiliates